
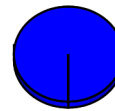

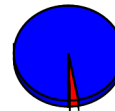


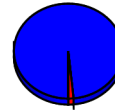




Trap #	Light	Date	Species	Count	Percent	
LM-02	LIGHT	Boulder Longmont Fox Hill GC				
		06/13/2011	Aedes (Oc.) dorsalis	49	75 %	
		06/13/2011	Aedes (Oc.) nigromaculi	1	2 %	
		06/13/2011	Aedes vexans	14	22 %	
		06/13/2011	Culex tarsalis	1	2 %	
Trap Total			65			
LM-03	LIGHT	Boulder Jim Hamm Nature Area				
		06/13/2011	Aedes (Oc.) dorsalis	43	11 % BCZ2	
		06/13/2011	Aedes (Oc.) increpitus	2	1 % BCZ2	
		06/13/2011	Aedes vexans	344	87 % BCZ2	
		06/13/2011	Culex tarsalis	7	2 % BCZ2	
Trap Total			396			
LM-06	LIGHT	Boulder Boulder Co Fairgrounds				
		06/13/2011	Aedes (Oc.) dorsalis	26	6 % BCZ2	
		06/13/2011	Aedes (Oc.) increpitus	261	59 % BCZ2	
		06/13/2011	Aedes vexans	142	32 % BCZ2	
		06/13/2011	Culex pipiens	1	0 % BCZ2	
		06/13/2011	Culex tarsalis	10	2 % BCZ2	
		06/13/2011	Culiseta inornata	2	0 % BCZ2	
Trap Total			442			
LM-12	LIGHT	Boulder Ash Ct. S of Purdue Dr.				
		06/13/2011	Aedes (Oc.) dorsalis	6	50 %	
		06/13/2011	Aedes vexans	6	50 %	
Trap Total			12			
LM-13	LIGHT	Boulder Hartley Court at Left Hand Creek				
		06/13/2011	Aedes (Oc.) dorsalis	5	8 % BCZ2	
		06/13/2011	Aedes (Oc.) trivittatus	1	2 % BCZ2	
			06/13/2011	Aedes vexans	59	91 % BCZ2





Adult Trap Data - Detail


Trap #	Date	Species	Count	Percent
--------	------	---------	-------	---------

Trap Total			65	
-------------------	--	--	-----------	--



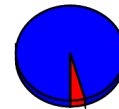
LM-17	LIGHT	Boulder	The Shores-Concord Wy
-------	-------	---------	-----------------------

06/13/2011	Aedes (Oc.) dorsalis	3	16 %
06/13/2011	Aedes (Oc.) trivittatus	1	5 %
06/13/2011	Aedes vexans	11	58 %
06/13/2011	Culex tarsalis	4	21 %
Trap Total		19	



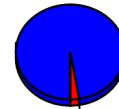
LM-22	LIGHT	Weld	Sandstone Ranch
-------	-------	------	-----------------

06/13/2011	Aedes (Oc.) dorsalis	116	10 % sampled 300 from an estimated 1200 total
06/13/2011	Aedes (Oc.) increpitus	4	0 % sampled 300 from an estimated 1200 total
06/13/2011	Aedes (Oc.) nigromaculi	4	0 % sampled 300 from an estimated 1200 total
06/13/2011	Aedes (Oc.) trivittatus	4	0 % sampled 300 from an estimated 1200 total
06/13/2011	Aedes vexans	1,020	85 % sampled 300 from an estimated 1200 total
06/13/2011	Culex tarsalis	52	4 % sampled 300 from an estimated 1200 total
Trap Total		1,200	




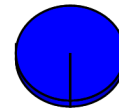
LM-23	LIGHT	Weld	Longmont Union Reservoir
-------	-------	------	--------------------------

06/13/2011	Aedes (Oc.) dorsalis	8	21 %
06/13/2011	Aedes vexans	29	76 %
06/13/2011	Culex tarsalis	1	3 %
Trap Total		38	



LM-24	LIGHT	Boulder	Longmont Ute Creek Golf Course
-------	-------	---------	--------------------------------

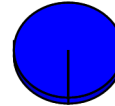
06/13/2011	Aedes (Oc.) dorsalis	6	86 %
06/13/2011	Aedes vexans	1	14 %
Trap Total		7	




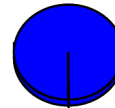


Adult Trap Data - Detail


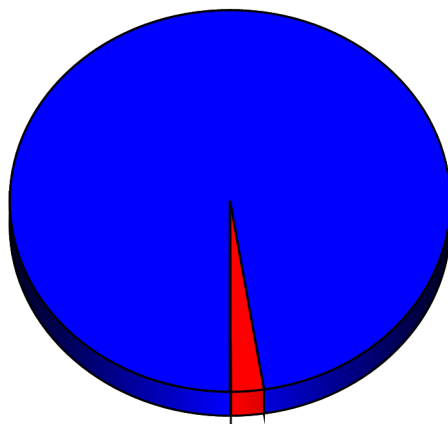
Trap #	Date	Species	Count	Percent
LM-26	LIGHT	Boulder Willow Farm Park		
	06/13/2011	Aedes (Oc.) dorsalis	6	10 % BCZ2
	06/13/2011	Aedes (Oc.) increpitus	1	2 % BCZ2
	06/13/2011	Aedes vexans	55	89 % BCZ2
		Trap Total	62	



Trap #	Date	Species	Count	Percent
LM-28	LIGHT	Boulder St. Vrain Greenway at Emery St.		
	06/13/2011	Aedes (Oc.) dorsalis	12	1 % BCZ2 - sampled 300 from an estimated 900 tot
	06/13/2011	Aedes (Oc.) increpitus	3	0 % BCZ2 - sampled 300 from an estimated 900 tot
	06/13/2011	Aedes vexans	884	98 % BCZ2 - sampled 300 from an estimated 900 tot
	06/13/2011	Culex tarsalis	1	0 % BCZ2 - sampled 300 from an estimated 900 tot
		Trap Total	900	



Grand Total 3,206



TOTAL	%
3,127	98 %
0	0 %
77	2 %
2	0 %
0	0 %