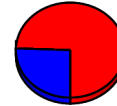


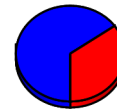


Trap #	Date	Species	Count	Percent
LM-02	LIGHT	<b>Boulder Longmont Fox Hill GC</b>		
		08/15/2011	Aedes (Oc.) dorsalis	2 5 %
		08/15/2011	Aedes vexans	9 21 %
		08/15/2011	Culex tarsalis	32 74 %
		<b>Trap Total</b>		<b>43</b>



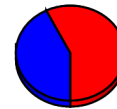
- Aedes-Oc
- Anopheles
- Culex
- Culiseta
- Other

LM-03	LIGHT	<b>Boulder Jim Hamm Nature Area</b>		
		08/15/2011	Aedes (Oc.) dorsalis	1 1 % BCZ2
		08/15/2011	Aedes (Oc.) melanimon	1 1 % BCZ2
		08/15/2011	Aedes vexans	101 64 % BCZ2
		08/15/2011	Culex salinarius	1 1 % BCZ2
		08/15/2011	Culex tarsalis	54 34 % BCZ2
<b>Trap Total</b>		<b>158</b>		



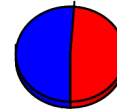
- Aedes-Oc
- Anopheles
- Culex
- Culiseta
- Other

LM-06	LIGHT	<b>Boulder Boulder Co Fairgrounds</b>		
		08/15/2011	Aedes (Oc.) dorsalis	1 1 % BCZ2
		08/15/2011	Aedes vexans	37 42 % BCZ2
		08/15/2011	Culex salinarius	9 10 % BCZ2
		08/15/2011	Culex tarsalis	42 47 % BCZ2
<b>Trap Total</b>		<b>89</b>		



- Aedes-Oc
- Anopheles
- Culex
- Culiseta
- Other

LM-13	LIGHT	<b>Boulder Hartley Court at Left Hand Creek</b>		
		08/15/2011	Aedes (Oc.) dorsalis	2 2 % BCZ2
		08/15/2011	Aedes vexans	43 49 % BCZ2
		08/15/2011	Culex pipiens	2 2 % BCZ2
		08/15/2011	Culex salinarius	2 2 % BCZ2
		08/15/2011	Culex tarsalis	39 44 % BCZ2
<b>Trap Total</b>		<b>88</b>		

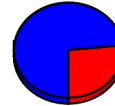


- Aedes-Oc
- Anopheles
- Culex
- Culiseta
- Other

LM-17	LIGHT	<b>Boulder The Shores-Concord Wy</b>		
		08/15/2011	Aedes (Oc.) dorsalis	3 2 %
		08/15/2011	Aedes (Oc.) nigromaculi	2 2 %



Trap #	Date	Species	Count	Percent
	08/15/2011	Aedes (Oc.) trivittatus	47	38 %
	08/15/2011	Aedes vexans	39	31 %
	08/15/2011	Culex pipiens	1	1 %
	08/15/2011	Culex tarsalis	32	26 %
<b>Trap Total</b>			<b>124</b>	



- Aedes-Oc
- Anopheles
- Culex
- Culiseta
- Other

LM-18	LIGHT	Boulder	Twin Peaks Circle
	08/15/2011	Aedes (Oc.) dorsalis	6 7 %
	08/15/2011	Aedes (Oc.) trivittatus	28 33 %
	08/15/2011	Aedes vexans	32 38 %
	08/15/2011	Culex pipiens	1 1 %
	08/15/2011	Culex tarsalis	17 20 %
<b>Trap Total</b>			<b>84</b>



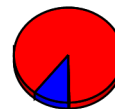
- Aedes-Oc
- Anopheles
- Culex
- Culiseta
- Other

LM-22	LIGHT	Weld	Sandstone Ranch
	08/15/2011	Aedes (Oc.) dorsalis	16 1 % sampled 300 from an estimated 1200 total
	08/15/2011	Aedes (Oc.) melanimon	4 0 % sampled 300 from an estimated 1200 total
	08/15/2011	Aedes vexans	848 71 % sampled 300 from an estimated 1200 total
	08/15/2011	Culex salinarius	20 2 % sampled 300 from an estimated 1200 total
	08/15/2011	Culex tarsalis	312 26 % sampled 300 from an estimated 1200 total
<b>Trap Total</b>			<b>1,200</b>




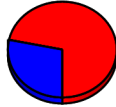


- Aedes-Oc
- Anopheles
- Culex
- Culiseta
- Other

LM-23	LIGHT	Weld	Longmont Union Reservoir
	08/15/2011	Aedes (Oc.) dorsalis	2 1 %
	08/15/2011	Aedes (Oc.) melanimon	1 0 %
	08/15/2011	Aedes (Oc.) trivittatus	1 0 %
	08/15/2011	Aedes vexans	28 9 %
	08/15/2011	Culex pipiens	1 0 %
	08/15/2011	Culex salinarius	1 0 %
	08/15/2011	Culex tarsalis	268 88 %
	08/15/2011	Culiseta inornata	1 0 %
<b>Trap Total</b>			<b>303</b>



- Aedes-Oc
- Anopheles
- Culex
- Culiseta
- Other


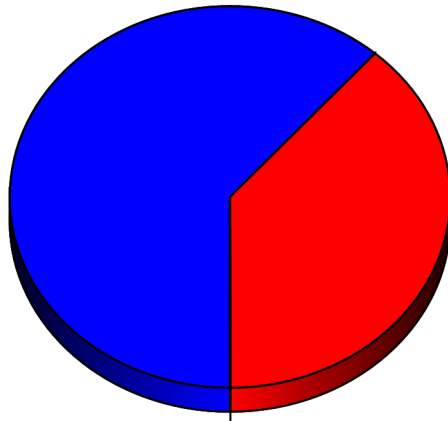


Trap #	Date	Species	Count	Percent		
LM-24	LIGHT	Boulder	Longmont Ute Creek Golf Course			
			08/15/2011	Aedes vexans	2	20 %
			08/15/2011	Culex tarsalis	8	80 %
			<b>Trap Total</b>		<b>10</b>	
 <ul style="list-style-type: none"> <li><span style="color: blue;">■</span> Aedes-Oc</li> <li><span style="color: yellow;">■</span> Anopheles</li> <li><span style="color: red;">■</span> Culex</li> <li><span style="color: orange;">■</span> Culiseta</li> <li><span style="color: green;">■</span> Other</li> </ul>						
LM-26	LIGHT	Boulder	Willow Farm Park			
			08/15/2011	Aedes (Oc.) dorsalis	4	4 % BCZ2
			08/15/2011	Aedes (Oc.) trivittatus	1	1 % BCZ2
			08/15/2011	Aedes vexans	21	23 % BCZ2
			08/15/2011	Culex pipiens	1	1 % BCZ2
			08/15/2011	Culex tarsalis	65	71 % BCZ2
<b>Trap Total</b>		<b>92</b>				
 <ul style="list-style-type: none"> <li><span style="color: blue;">■</span> Aedes-Oc</li> <li><span style="color: yellow;">■</span> Anopheles</li> <li><span style="color: red;">■</span> Culex</li> <li><span style="color: orange;">■</span> Culiseta</li> <li><span style="color: green;">■</span> Other</li> </ul>						
LM-28	LIGHT	Boulder	St. Vrain Greenway at Emery St.			
			08/15/2011	Aedes (Oc.) dorsalis	1	0 % BCZ2
			08/15/2011	Aedes (Oc.) increpitus	1	0 % BCZ2
			08/15/2011	Aedes (Oc.) trivittatus	3	0 % BCZ2
			08/15/2011	Aedes vexans	428	71 % BCZ2
			08/15/2011	Culex salinarius	20	3 % BCZ2
			08/15/2011	Culex tarsalis	152	25 % BCZ2
<b>Trap Total</b>		<b>605</b>				
 <ul style="list-style-type: none"> <li><span style="color: blue;">■</span> Aedes-Oc</li> <li><span style="color: yellow;">■</span> Anopheles</li> <li><span style="color: red;">■</span> Culex</li> <li><span style="color: orange;">■</span> Culiseta</li> <li><span style="color: green;">■</span> Other</li> </ul>						
LM-30	LIGHT	Boulder	Longmont Carr Park			
			08/15/2011	Aedes (Oc.) dorsalis	1	1 %
			08/15/2011	Aedes (Oc.) melanimon	1	1 %
			08/15/2011	Aedes (Oc.) nigromaculi	1	1 %
			08/15/2011	Aedes vexans	48	62 %
			08/15/2011	Culex salinarius	2	3 %
			08/15/2011	Culex tarsalis	25	32 %
<b>Trap Total</b>		<b>78</b>				
 <ul style="list-style-type: none"> <li><span style="color: blue;">■</span> Aedes-Oc</li> <li><span style="color: yellow;">■</span> Anopheles</li> <li><span style="color: red;">■</span> Culex</li> <li><span style="color: orange;">■</span> Culiseta</li> <li><span style="color: green;">■</span> Other</li> </ul>						



# Adult Trap Data - Detail

Trap #	Date	Species	Count	Percent
Grand Total			2,874	



TOTAL	%
1,766	61 %
0	0 %
1,107	39 %
1	0 %
0	0 %