
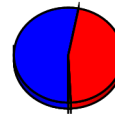



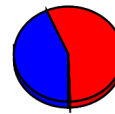


Adult Trap Data - Detail


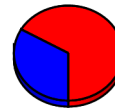
Trap #	Date	Species	Count	Percent
LM-02	LIGHT	Boulder Longmont Fox Hill GC		
		08/22/2011	Aedes (Oc.) dorsalis	16 12 %
		08/22/2011	Aedes (Oc.) trivittatus	1 1 %
		08/22/2011	Aedes vexans	53 40 %
		08/22/2011	Culex tarsalis	61 46 %
		08/22/2011	Culiseta inornata	1 1 %
Trap Total			132	



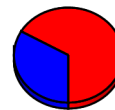
LM-03	LIGHT	Boulder Jim Hamm Nature Area		
		08/22/2011	Aedes (Oc.) dorsalis	24 13 % BCZ2
		08/22/2011	Aedes (Oc.) melanimon	3 2 % BCZ2
		08/22/2011	Aedes vexans	53 29 % BCZ2
		08/22/2011	Culex tarsalis	103 56 % BCZ2
		08/22/2011	Culiseta inornata	1 1 % BCZ2
Trap Total			184	



LM-06	LIGHT	Boulder Boulder Co Fairgrounds		
		08/22/2011	Aedes (Oc.) dorsalis	2 3 % BCZ2
		08/22/2011	Aedes (Oc.) trivittatus	1 1 % BCZ2
		08/22/2011	Aedes vexans	20 29 % BCZ2
		08/22/2011	Culex salinarius	4 6 % BCZ2
		08/22/2011	Culex tarsalis	42 61 % BCZ2
Trap Total			69	

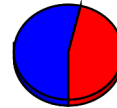


LM-13	LIGHT	Boulder Hartley Court at Left Hand Creek		
		08/22/2011	Aedes (Oc.) dorsalis	5 7 % BCZ2
		08/22/2011	Aedes vexans	20 27 % BCZ2
		08/22/2011	Culex salinarius	4 5 % BCZ2
		08/22/2011	Culex tarsalis	46 61 % BCZ2
Trap Total			75	



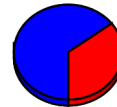


Trap #	Date	Species	Count	Percent
LM-17	LIGHT	Boulder	The Shores-Concord Wy	
	08/22/2011	Aedes (Oc.) trivittatus	6	15 %
	08/22/2011	Aedes vexans	16	39 %
	08/22/2011	Culex tarsalis	19	46 %
		Trap Total	41	



- Aedes-Oc
- Anopheles
- Culex
- Culiseta
- Other

LM-18	LIGHT	Boulder	Twin Peaks Circle	
	08/22/2011	Aedes (Oc.) dorsalis	6	12 %
	08/22/2011	Aedes (Oc.) melanimon	1	2 %
	08/22/2011	Aedes (Oc.) trivittatus	4	8 %
	08/22/2011	Aedes vexans	22	43 %
	08/22/2011	Culex salinarius	1	2 %
	08/22/2011	Culex tarsalis	17	33 %
		Trap Total	51	



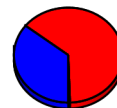
- Aedes-Oc
- Anopheles
- Culex
- Culiseta
- Other

LM-22	LIGHT	Weld	Sandstone Ranch	
	08/22/2011	Aedes (Oc.) dorsalis	27	3 % sampled 300 from an estimated 900 total
	08/22/2011	Aedes vexans	738	82 % sampled 300 from an estimated 900 total
	08/22/2011	Culex pipiens	3	0 % sampled 300 from an estimated 900 total
	08/22/2011	Culex tarsalis	132	15 % sampled 300 from an estimated 900 total
		Trap Total	900	



- Aedes-Oc
- Anopheles
- Culex
- Culiseta
- Other

LM-23	LIGHT	Weld	Longmont Union Reservoir	
	08/22/2011	Aedes (Oc.) dorsalis	5	3 %
	08/22/2011	Aedes vexans	63	33 %
	08/22/2011	Culex pipiens	1	1 %
	08/22/2011	Culex salinarius	4	2 %
	08/22/2011	Culex tarsalis	117	61 %
	08/22/2011	Culiseta inornata	1	1 %
		Trap Total	191	

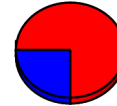


- Aedes-Oc
- Anopheles
- Culex
- Culiseta
- Other



Adult Trap Data - Detail

Trap #	Date	Species	Count	Percent
LM-24	LIGHT	Boulder Longmont Ute Creek Golf Course		
		08/22/2011	Aedes (Oc.) dorsalis	4 7 %
		08/22/2011	Aedes vexans	11 18 %
		08/22/2011	Culex tarsalis	45 75 %
Trap Total			60	



- Aedes-Oc
- Anopheles
- Culex
- Culiseta
- Other

LM-26	LIGHT	Boulder Willow Farm Park		
		08/22/2011	Aedes (Oc.) dorsalis	2 5 % BCZ2
		08/22/2011	Aedes (Oc.) melanimon	1 2 % BCZ2
		08/22/2011	Aedes (Oc.) trivittatus	4 10 % BCZ2
		08/22/2011	Aedes vexans	25 60 % BCZ2
		08/22/2011	Culex tarsalis	10 24 % BCZ2
Trap Total			42	



- Aedes-Oc
- Anopheles
- Culex
- Culiseta
- Other

LM-28	LIGHT	Boulder St. Vrain Greenway at Emery St.		
		08/22/2011	Aedes (Oc.) dorsalis	9 2 % BCZ2
		08/22/2011	Aedes (Oc.) trivittatus	1 0 % BCZ2
		08/22/2011	Aedes vexans	181 43 % BCZ2
		08/22/2011	Culex pipiens	3 1 % BCZ2
		08/22/2011	Culex salinarius	47 11 % BCZ2
		08/22/2011	Culex tarsalis	176 42 % BCZ2
		08/22/2011	Culiseta inornata	3 1 % BCZ2
Trap Total			420	




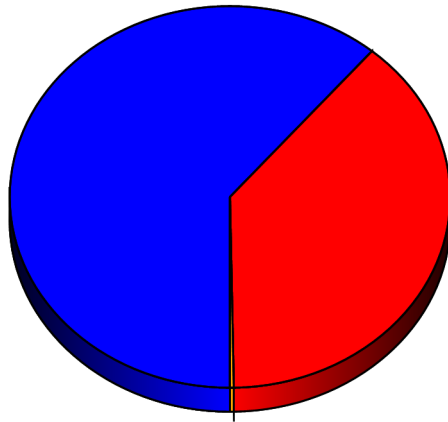
- Aedes-Oc
- Anopheles
- Culex
- Culiseta
- Other

Grand Total 2,165



Adult Trap Data - Detail

Trap #	Date	Species	Count	Percent
--------	------	---------	-------	---------



TOTAL	%
1,324	61 %
0	0 %
835	39 %
6	0 %
0	0 %