


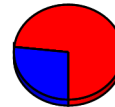


Adult Trap Data - Detail


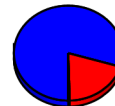
Trap #	Date	Species	Count	Percent
LM-02	LIGHT	Boulder	Longmont Fox Hill GC	
	08/08/2011	Aedes (Oc.) dorsalis	5	5 %
	08/08/2011	Aedes vexans	12	11 %
	08/08/2011	Culex pipiens	4	4 %
	08/08/2011	Culex salinarius	1	1 %
	08/08/2011	Culex tarsalis	84	79 %
		Trap Total	106	



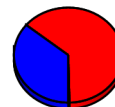
LM-03	LIGHT	Boulder	Jim Hamm Nature Area	
	08/08/2011	Aedes (Oc.) dorsalis	4	2 % BCZ2
	08/08/2011	Aedes vexans	42	24 % BCZ2
	08/08/2011	Culex salinarius	1	1 % BCZ2
	08/08/2011	Culex tarsalis	125	73 % BCZ2
		Trap Total	172	



LM-06	LIGHT	Boulder	Boulder Co Fairgrounds	
	08/08/2011	Aedes (Oc.) dorsalis	3	1 % BCZ2
	08/08/2011	Aedes (Oc.) trivittatus	21	10 % BCZ2
	08/08/2011	Aedes vexans	152	69 % BCZ2
	08/08/2011	Culex pipiens	1	0 % BCZ2
	08/08/2011	Culex tarsalis	43	19 % BCZ2
	08/08/2011	Culiseta inornata	1	0 % BCZ2
		Trap Total	221	




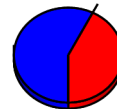
LM-13	LIGHT	Boulder	Hartley Court at Left Hand Creek	
	08/08/2011	Aedes (Oc.) dorsalis	3	1 % BCZ2
	08/08/2011	Aedes (Oc.) trivittatus	3	1 % BCZ2
	08/08/2011	Aedes vexans	91	34 % BCZ2
	08/08/2011	Culex salinarius	2	1 % BCZ2
	08/08/2011	Culex tarsalis	170	63 % BCZ2
	08/08/2011	Culiseta inornata	1	0 % BCZ2
		Trap Total	270	



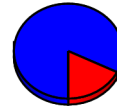


Trap #	Date	Species	Count	Percent
--------	------	---------	-------	---------


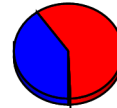
LM-17	LIGHT	Boulder	The Shores-Concord Wy		
		08/08/2011	Aedes (Oc.) dorsalis	3	3 %
		08/08/2011	Aedes (Oc.) trivittatus	30	30 %
		08/08/2011	Aedes vexans	25	25 %
		08/08/2011	Culex tarsalis	43	43 %
Trap Total				101	




LM-18	LIGHT	Boulder	Twin Peaks Circle		
		08/08/2011	Aedes (Oc.) dorsalis	20	6 %
		08/08/2011	Aedes (Oc.) nigromaculi	2	1 %
		08/08/2011	Aedes (Oc.) trivittatus	164	50 %
		08/08/2011	Aedes vexans	84	26 %
		08/08/2011	Culex salinarius	2	1 %
		08/08/2011	Culex tarsalis	56	17 %
Trap Total				328	



LM-22	LIGHT	Weld	Sandstone Ranch		
		08/08/2011	Aedes (Oc.) dorsalis	5	1 % sampled 300 from an estimated 800 total
		08/08/2011	Aedes vexans	317	40 % sampled 300 from an estimated 800 total
		08/08/2011	Culex tarsalis	473	59 % sampled 300 from an estimated 800 total
		08/08/2011	Culiseta inornata	5	1 % sampled 300 from an estimated 800 total
Trap Total				800	


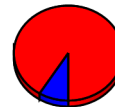


LM-23	LIGHT	Weld	Longmont Union Reservoir		
		08/08/2011	Aedes vexans	4	4 %
		08/08/2011	Culex pipiens	1	1 %
		08/08/2011	Culex salinarius	1	1 %
		08/08/2011	Culex tarsalis	104	94 %
		08/08/2011	Culiseta inornata	1	1 %
Trap Total				111	

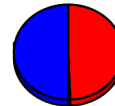




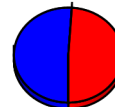
Trap #	Date	Species	Count	Percent
LM-24	LIGHT	Boulder Longmont Ute Creek Golf Course		
		08/08/2011	Aedes vexans	3 9 %
		08/08/2011	Culex tarsalis	31 91 %
		Trap Total		34



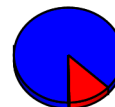
LM-26	LIGHT	Boulder Willow Farm Park		
		08/08/2011	Aedes (Oc.) dorsalis	4 2 % BCZ2
		08/08/2011	Aedes (Oc.) trivittatus	4 2 % BCZ2
		08/08/2011	Aedes vexans	79 45 % BCZ2
		08/08/2011	Culex tarsalis	86 49 % BCZ2
		08/08/2011	Culiseta inornata	1 1 % BCZ2
Trap Total		174		



LM-27	LIGHT	Boulder Longmont Great Western		
		08/08/2011	Aedes (Oc.) dorsalis	29 8 %
		08/08/2011	Aedes (Oc.) melanimon	16 4 %
		08/08/2011	Aedes vexans	149 39 %
		08/08/2011	Culex pipiens	13 3 %
		08/08/2011	Culex tarsalis	173 46 %
Trap Total		380		



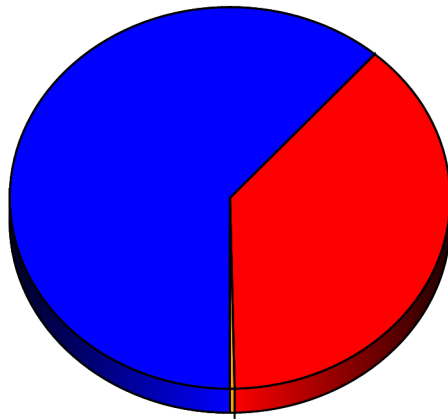
LM-28	LIGHT	Boulder St. Vrain Greenway at Emery St.		
		08/08/2011	Aedes (Oc.) dorsalis	15 1 % BCZ2 - sampled 300 from an estimated 1500 t
		08/08/2011	Aedes (Oc.) hendersoni	5 0 % BCZ2 - sampled 300 from an estimated 1500 t
		08/08/2011	Aedes (Oc.) increpitus	10 1 % BCZ2 - sampled 300 from an estimated 1500 t
		08/08/2011	Aedes (Oc.) trivittatus	5 0 % BCZ2 - sampled 300 from an estimated 1500 t
		08/08/2011	Aedes vexans	1,269 85 % BCZ2 - sampled 300 from an estimated 1500 t
		08/08/2011	Culex pipiens	6 0 % BCZ2 - sampled 300 from an estimated 1500 t
		08/08/2011	Culex salinarius	26 2 % BCZ2 - sampled 300 from an estimated 1500 t
		08/08/2011	Culex tarsalis	159 11 % BCZ2 - sampled 300 from an estimated 1500 t
		08/08/2011	Culiseta inornata	5 0 % BCZ2 - sampled 300 from an estimated 1500 t
		Trap Total		1,500





Trap #	Date	Species	Count	Percent
--------	------	---------	-------	---------

Grand Total 4,197



	Aedes-OC
	Anopheles
	Culex
	Culiseta
	Other

TOTAL	%
2,578	61 %
0	0 %
1,605	38 %
14	0 %
0	0 %