

Zoonotic Surveillance Update Week of July 29th through August 4th 2007

Mosquito Surveillance

Vector Index (VI)

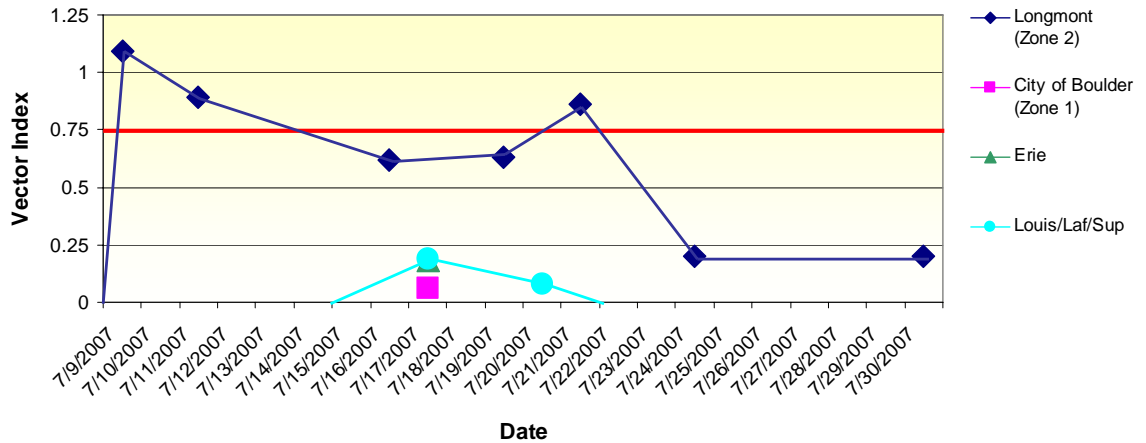
Calculation:

The Vector Index is the average number of infected mosquitoes collected per trap night per defined area. A value of ≥ 0.75 indicates a high level of human risk.

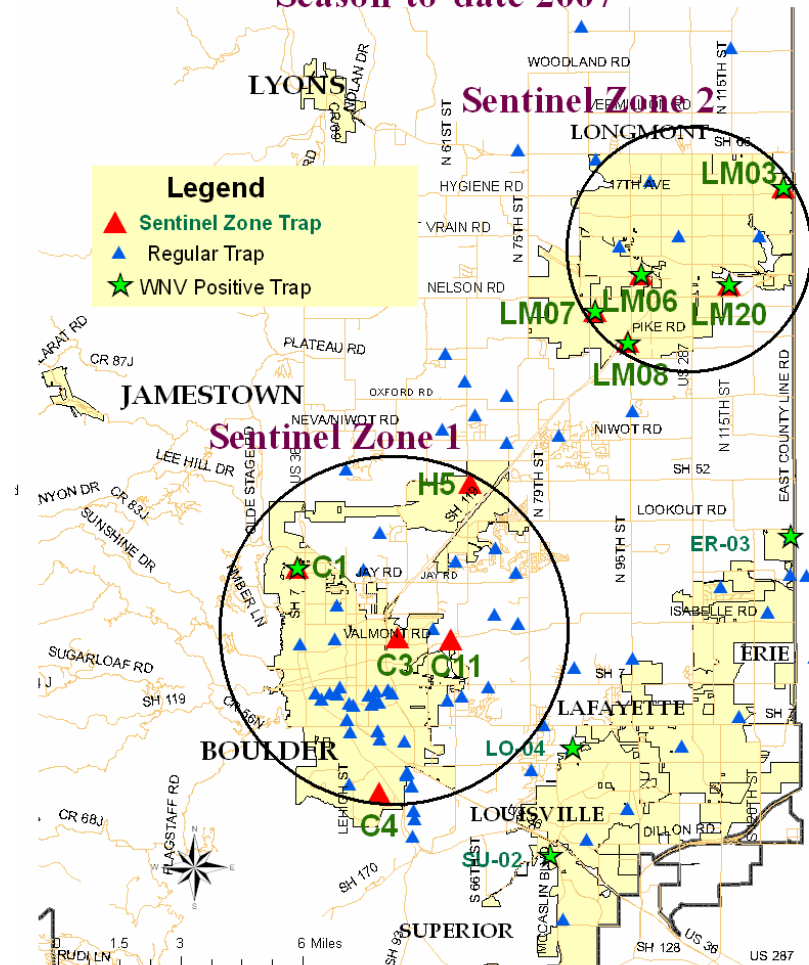
One *C. tarsalis* pool was positive this week:

1. LM-07 Schlagel (1 pool) for a **VI of 0.20** in Longmont

Boulder County Vector Index by Region 2007

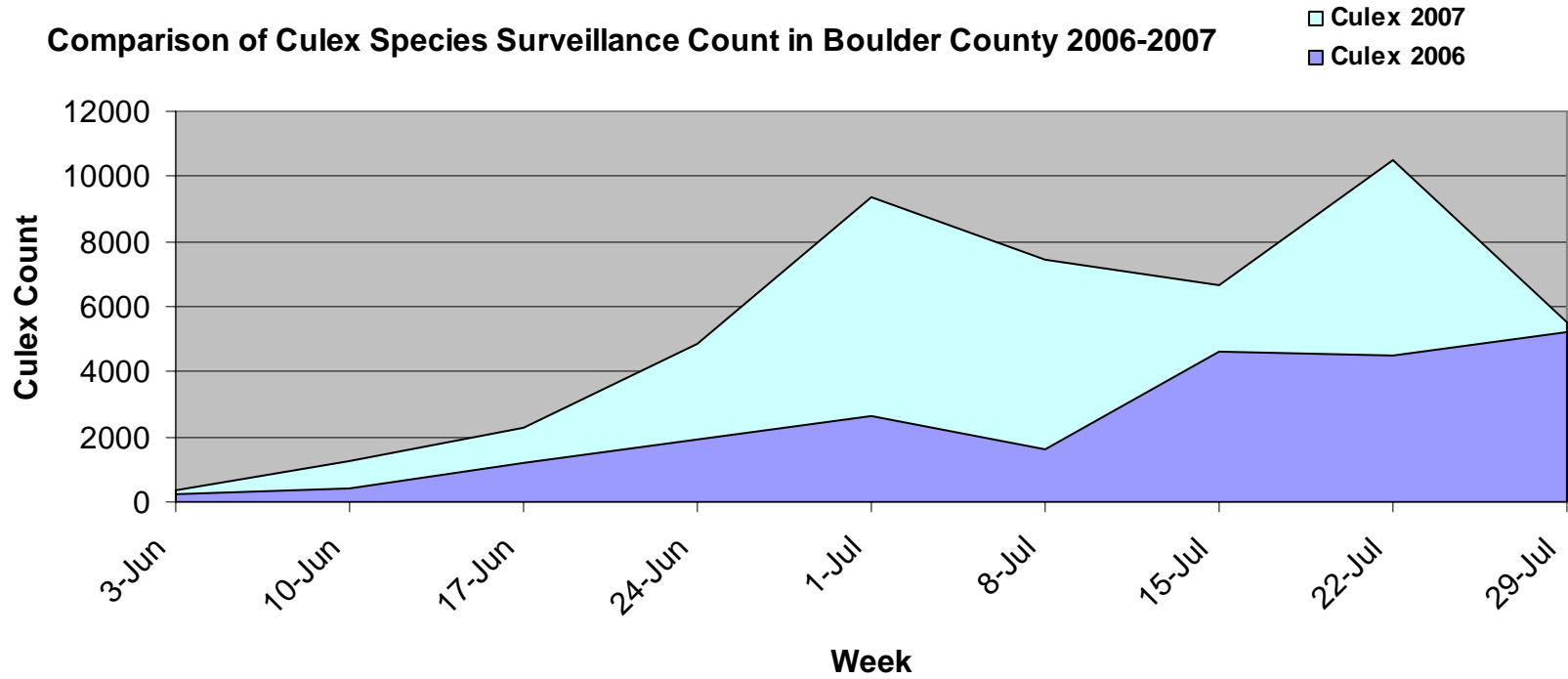


Boulder County Positive Trap Locations Season-to-date 2007



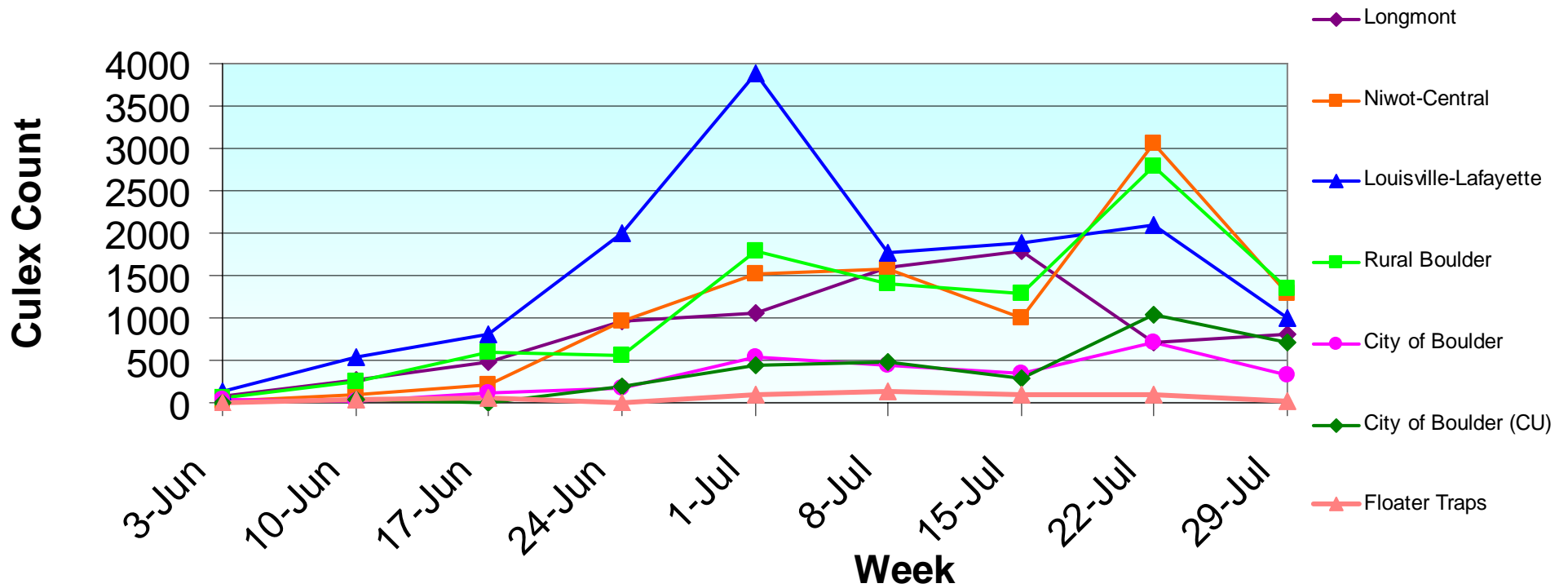
Boulder County 2007 Mosquito Trap Counts by Week

	Grand Totals	3-Jun	10-Jun	17-Jun	24-Jun	1-Jul	8-Jul	15-Jul	22-Jul	29-Jul
<i>C. pipiens</i>	7429	38	241	210	487	1347	1262	1041	1512	1291
<i>C. tarsalis</i>	40459	271	989	2036	4362	7968	6117	5592	8952	4172
Other <i>Culex</i>	205	32	2	10	6	30	33	47	14	31
Total <i>Culex</i>	48093	341	1232	2256	4855	9345	7412	6680	10478	5494
<i>Culiseta</i>	1327	68	125	130	236	215	226	188	83	56
Total Mosquito	96048	2717	8556	8111	11868	14622	11271	11227	17150	10526



Note: Weeks are from 2007. Data from 2006 are for similar weeks

Culex Species Surveillance Count in Boulder County by Region 2007



- **Longmont Area:** Includes traps for Longmont (10 traps).
- **Niwot and Central Area:** Includes traps for Niwot and Lyons (9 traps).
- **Louisville and Lafayette Area:** Includes traps for Louisville, Lafayette, Superior, and Erie (19 traps).
- **Rural Boulder Area:** Includes traps east of Boulder and sentinel traps including rural areas and Gunbarrel (13 traps).
- **City of Boulder:** Includes traps for the city of Boulder (16 traps).
- **City of Boulder (CU):** Includes traps for the city of Boulder within the CU campus (33 traps).
- **Floater traps:** Includes traps with variable locations throughout Boulder County (up to 10 traps).

COLORADO HUMAN ZOOSES SURVEILLANCE OF CONFIRMED AND PROBABLE CASES BY COUNTY 2007

County	Hantavirus		Bubonic Plague		Tularemia		West Nile Virus	
	Cases	*Deaths	Cases	*Deaths	Cases	*Deaths	Cases (**as of today)	*Deaths
Adams							2	
Alamosa	1	1						
Bent								
Boulder							10	
Broomfield								
Chaffee								
Cheyenne							2	
Costilla	1	1						
Custer	1	1						
Denver							1	
Douglas							1	
Elbert								
El Paso								
Fremont								
Garfield								
Huerfano							1	
La Plata								
Larimer							6	
Logan							1	
Mesa							1	
Montrose								
Morgan								
Otero							1	
Park	2	1						
Prowers							1	
Pueblo							1	
Saguache								
Weld	1						8	
Unknown								
Grand Totals	6	4					36	

* If data available

** CDPHE Human WNV data (updated daily) can be viewed at

http://www.cdphe.state.co.us/dc/zoonosis/wnv/HUMAN_WNV_07.HTML

Boulder County Animal / Arthropod Zoonotic Surveillance

Species	Week of July 29 th to August 4 th		Season Summary	
	Tested	Positive (%)	Total Specimens	Total Positive (%)
Bubonic Plague				
Cat			5	
*Flea			13	4 (31%)
Fox				
Dog			1	
Squirrel, tree (<i>Sicrus niger</i>)			12	
Squirrel, 13 lined (<i>Spermophilus tridecemlineatus</i>)				
Rabbit			2	
Plague Grand Total	0	0 (0%)	33	4 (12%)
Rabies				
Bat, not speciated			13	
Big brown bat (<i>Eptesicus fuscus</i>)	2	1 (50%)	50	7 (14%)
California bat (<i>Myotis californicus</i>)				
Hoary bat (<i>Lasiurus cinereus</i>)			3	2 (67%)
Little brown bat (<i>M. lucifugus</i>)				
Long-eared myotis (<i>M. evotis</i>)				
Myotis species	1		15	1 (8%)
Silver-haired bat (<i>Lasionycteris noctivagans</i>)			2	
Western small-footed myotis (<i>M. ciliolabrum</i>)				
Cat			4	
Dog				
Raccoon			1	
Skunk			1	
Rabies Grand Total	3	1 (33%)	89	10 (11%)

* Flea pools tested. One pool could equal 1-234 fleas.

Boulder County Animal / Arthropod Zoonotic Surveillance

Species	Week of July 29 th to August 4 th		Season Summary	
	Tested	Positive (%)	Total Specimens	Total Positive (%)

Tularemia

Cat			5	
Dog			1	
*Flea			13	
Fox				
Prairie Dog				
Squirrel, tree (<i>Sicrus niger</i>)			12	
Squirrel, 13 lined (<i>Spermophilus tridecemlineatus</i>)				
Rabbit			2	
Tularemia Grand Total	0	0 (0%)	33	0 (0%)

West Nile Virus

American Crow			4	1 (25%)
Avian Other				
Black-billed Magpie			3	1 (33%)
Blue Jay			2	
** <i>Culex pipiens</i>	1		37	
** <i>Culex tarsalis</i>	10	1 (10%)	240	25 (10%)
** <i>Culex</i> species, other			5	
** <i>Culiseta</i> species				
Horse	1		1	
Raptor				
Raven, common				
Stellar Jay				
West Nile Grand Total	12	1 (8%)	292	27 (9%)

* Flea pools tested. One pool could equal 1-234 fleas.
 **Mosquito pools tested. One pool could equal 1-60 mosquitoes.