

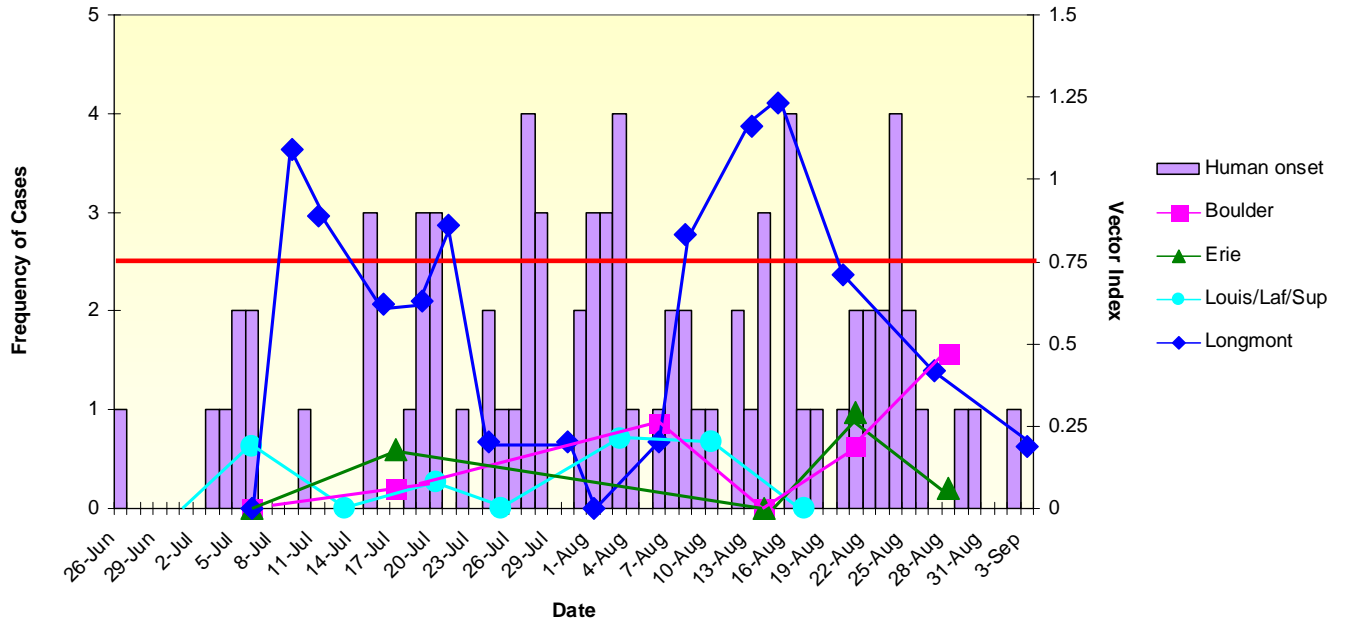
Zoonotic Surveillance Update Week of September 9th through September 15th 2007

Mosquito Surveillance

Vector Index (VI) Calculation:

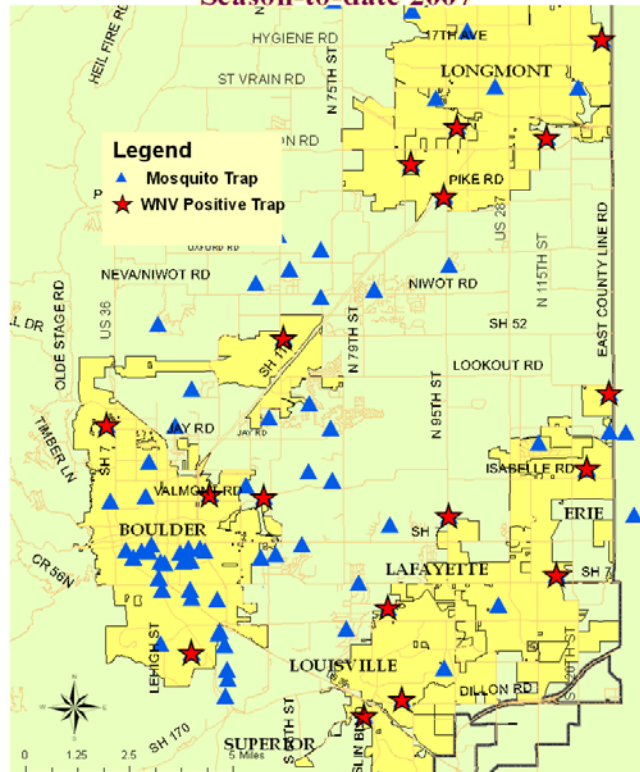
The Vector Index is the average number of infected mosquitoes collected per trap night per defined area. A value of ≥ 0.75 indicates a high level of human risk.

Boulder County Vector Index by Region and WNV Human Case Onset Date



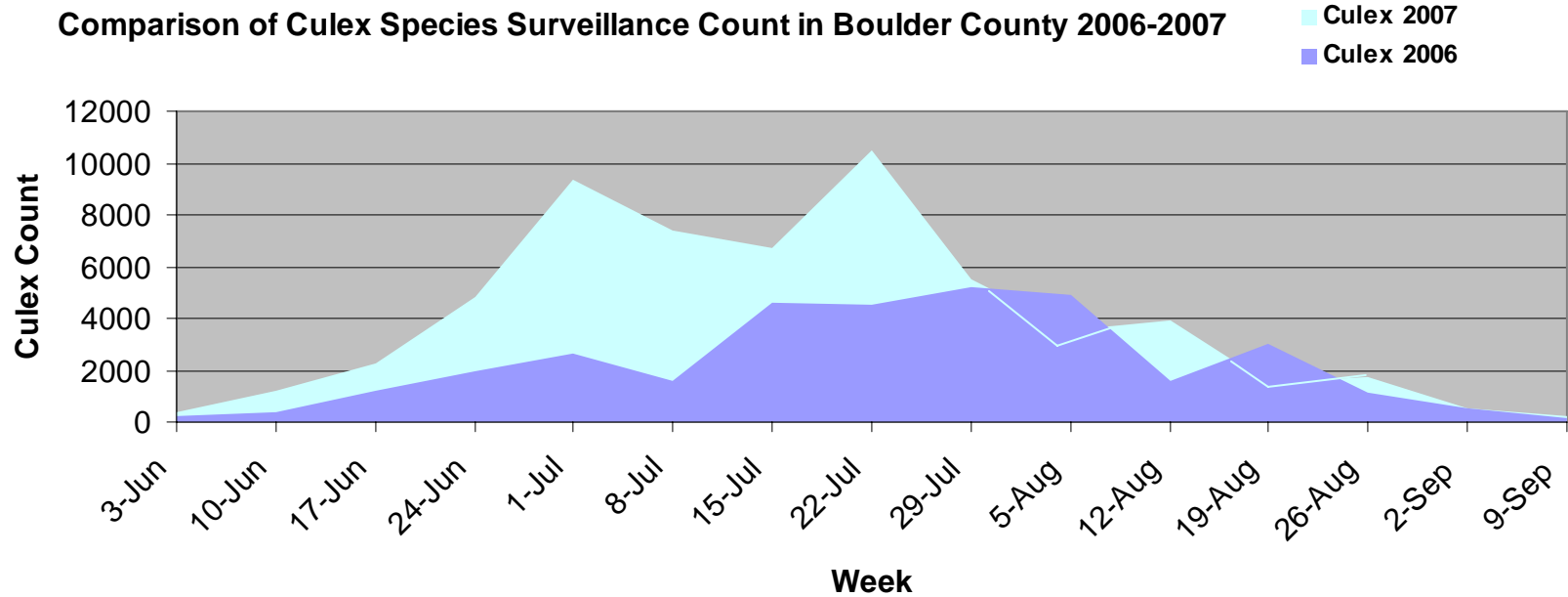
No pools have been reported positive this week.

**Boulder County WNV Positive Traps
Season-to-date 2007**



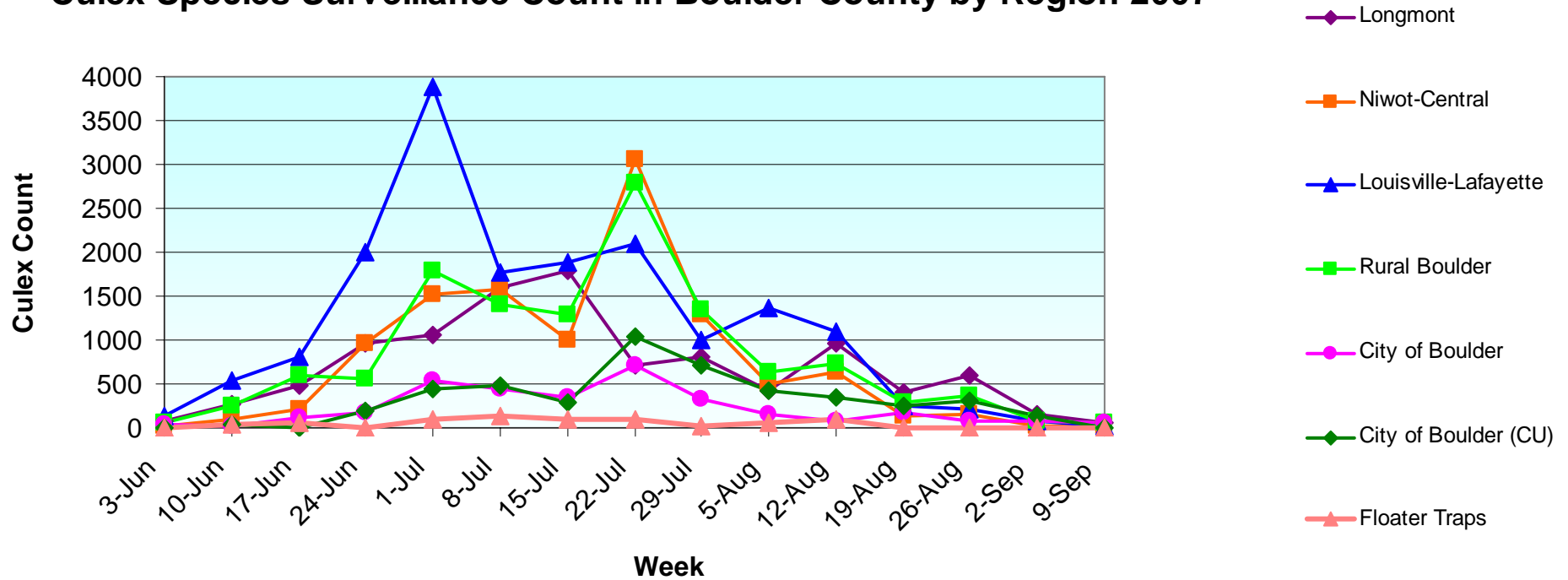
Boulder County 2007 Mosquito Trap Counts by Week

	Grand Totals	3-Jun	10-Jun	17-Jun	24-Jun	1-Jul	8-Jul	15-Jul	22-Jul	29-Jul	5-Aug	12-Aug	19-Aug	26-Aug	2-Sep	9-Sep
<i>C. pipiens</i>	11377	38	241	210	487	1347	1262	1041	1512	1291	1169	1559	463	412	259	86
<i>C. tarsalis</i>	47809	271	989	2036	4362	7968	6117	5592	8952	4172	2352	2383	1002	1280	222	111
Other <i>Culex</i>	406	32	2	10	6	30	33	47	14	31	37	7	64	27	41	25
Total <i>Culex</i>	59592	341	1232	2256	4855	9345	7412	6680	10478	5494	3558	3949	1529	1719	522	222
<i>Culiseta</i>	1671	68	125	130	236	215	226	188	83	56	120	59	59	55	38	13
Total Mosquito	131793	2717	8556	8111	11868	14622	11271	11227	17150	10526	8728	9734	6760	6769	2777	977



Note: Weeks are from 2007. Data from 2006 are for similar weeks

Culex Species Surveillance Count in Boulder County by Region 2007



- **Longmont Area:** Includes traps for Longmont (10 traps).
- **Niwot and Central Area:** Includes traps for Niwot and Lyons (9 traps).
- **Louisville and Lafayette Area:** Includes traps for Louisville, Lafayette, Superior, and Erie (19 traps).
- **Rural Boulder Area:** Includes traps east of Boulder and sentinel traps including rural areas and Gunbarrel (13 traps).
- **City of Boulder:** Includes traps for the city of Boulder (16 traps).
- **City of Boulder (CU):** Includes traps for the city of Boulder within the CU campus (33 traps).
- **Floater traps:** Includes traps with variable locations throughout Boulder County (up to 10 traps).

COLORADO HUMAN ZOOSES SURVEILLANCE OF CONFIRMED AND PROBABLE CASES BY COUNTY 2007

County	Hantavirus		Bubonic Plague		Tularemia		West Nile Virus	
	Cases	*Deaths	Cases	*Deaths	Cases	*Deaths	Cases (**as of today)	*Deaths
Adams							18	
Alamosa	1	1						
Arapahoe							10	
Bent							2	
Boulder							80	2
Broomfield							9	
Cheyenne							2	
Costilla	1	1						
Custer	1	1					1	
Delta							1	
Denver							10	2
Douglas							4	
El Paso							3	
Fremont							8	
Garfield							3	
Huerfano							1	
Jefferson							19	
La Plata							2	
Larimer							63	
Las Animas							1	
Lincoln							2	
Logan							8	
Mesa							16	1
Montezuma							1	
Montrose							2	
Morgan							6	
Otero							7	
Park	2	1						
Phillips							1	
Prowers							4	
Pueblo							7	
Washington							2	
Weld	1						69	
Yuma							2	
Grand Totals	6	4					364	5

* If data available

**CDPHE Human WNV data (updated daily) can be viewed at

http://www.cdphe.state.co.us/dc/zoonosis/wnv/HUMAN_WNV_07.HTML

Boulder County Animal / Arthropod Zoonotic Surveillance

Species	Week of September 9 th to September 15 th		Season Summary	
	Tested	Positive (%)	Total Specimens	Total Positive (%)
Bubonic Plague				
Cat			7	
*Flea			14	4 (29%)
Fox				
Dog			1	
Prairie Dog			7	
Squirrel, tree (<i>Sicrus niger</i>)			12	
Squirrel, 13 lined (<i>Spermophilus tridecemlineatus</i>)				
Rabbit			2	
Plague Grand Total	0	0 (0%)	43	4 (9%)
Rabies				
Bat, not speciated			14	
Big brown bat (<i>Eptesicus fuscus</i>)			61	10 (16%)
California bat (<i>Myotis californicus</i>)				
Hoary bat (<i>Lasiurus cinereus</i>)			4	2 (50%)
Little brown bat (<i>M. lucifugus</i>)				
Long-eared myotis (<i>M. evotis</i>)				
Myotis species			17	1 (6%)
Silver-haired bat (<i>Lasionycteris noctivagans</i>)			2	
Western small-footed myotis (<i>M. ciliolabrum</i>)				
Townsend's big-eared bat (<i>Plecotus townsendii</i>)			1	
Cat			5	
Dog			1	
Raccoon			2	
Skunk			1	
Rabies Grand Total	0	0 (0%)	108	13 (12%)

* Flea pools tested. One pool could equal 1-234 fleas.

Boulder County Animal / Arthropod Zoonotic Surveillance				
Species	Week of September 9 th to September 15 th		Season Summary	
	Tested	Positive (%)	Total Specimens	Total Positive (%)
Tularemia				
Cat	0		7	
Dog			1	
*Flea			14	
Fox				
Prairie Dog			7	
Squirrel, tree (<i>Sicrus niger</i>)			12	
Squirrel, 13 lined (<i>Spermophilus tridecemlineatus</i>)				
Rabbit			2	
Tularemia Grand Total	0	0 (0%)	43	0 (0%)
West Nile Virus				
American Crow			4	1 (25%)
Avian Other				
Black-billed Magpie			3	1 (33%)
Blue Jay			2	
** <i>Culex pipiens</i>	1		55	1 (2%)
** <i>Culex tarsalis</i>	1		359	52 (14%)
** <i>Culex</i> species, other			11	4 (36%)
** <i>Culiseta</i> species				
Horse			1	
Raptor				
Raven, common				
Stellar Jay				
West Nile Grand Total	2	0 (0%)	435	59 (14%)

* Flea pools tested. One pool could equal 1-234 fleas.

**Mosquito pools tested. One pool could equal 1-60 mosquitoes.